

SHIRAM TRANSPORT FINANCE COMPANY LIMITED - NCD ISSUE 2018 (NCDIS)
 Offer by Tranche - 1 Prospectus of 500,00,000 NCDs of Rs 1000/- each
BASIS OF ALLOCATION - FOR CORPORATE PORTION
 Subscription List Opening Date: 27-Jul-2018
 Subscription List Closing Date: 13-Jul-2018

Sr. No.	Header	% of Debentures
1	No. of allottees per Rs.3 Lakh of offer	0.055
2	Subscription as multiple of offer	0.025

Sr. No.	Header	No. of Debentures	Face Value	Issue Price	Amount (Face Value)
1	Debentures issued vide Transfer - 1 Prospectus dated 23-06-2018	5000000	1000.00	1000.00	5000000000.00
2	Net quantum available for allotment (10% of Net Public Offer)	500000	1000.00	1000.00	500000000.00
3	Subscription Received	106299	1000.00	1000.00	106299000.00
4	Unsubscribed Debentures in this Category to be carried forward to Category IV	489701	1000.00	1000.00	489701000.00

Sr. No.	No. of Debentures applied for (Category wise)	Applicants Resolved		Debentures Applied		Allocation per Applicant		Ratio of		Serial No. of Qualifying applications	Successful Applicants		Debentures		No. of Debentures Surplus/Deficit (7)-(14)	
		No. in Category	% To Total	No. in Category	% To Total	Before rounding off	After Rounding off	Ratio 1	Ratio 2		No. in category	% To Total	No. in Category	% To Total		
[1]	[2]	[3]	[4]	[5]	[6]	[7]	[8]	[9]	[10]	[11]	[12]	[13]	[14]	[15]	[16]	
1	75	1	1.49	75	0.07	3528	75.00	75.00	1	1	FIRM	1	1.49	75	0.07	1.453
2	200	11	16.42	2200	2.07	105482	200.00	200.00	1	1	FIRM	11	16.42	2200	2.07	101.282
3	225	1	1.49	225	0.23	105483	225.00	225.00	1	1	FIRM	1	1.49	225	0.23	10.256
4	300	2	2.99	600	0.56	28222	300.00	300.00	1	1	FIRM	2	2.99	600	0.56	27.672
5	400	2	2.99	800	0.75	37630	400.00	400.00	1	1	FIRM	2	2.99	800	0.75	36.850
6	498	1	1.49	498	0.47	23472	498.00	498.00	1	1	FIRM	1	1.49	498	0.47	22.973
7	500	6	11.94	4000	3.76	188149	500.00	500.00	1	1	FIRM	6	11.94	4000	3.76	184.149
8	800	1	1.49	800	0.75	37630	800.00	800.00	1	1	FIRM	1	1.49	800	0.75	36.830
9	1000	17	33.37	17000	15.99	799431	1000.00	1000.00	1	1	FIRM	17	33.37	17000	15.99	782.631
10	1300	3	1.49	1300	1.25	61548	1300.00	1300.00	1	1	FIRM	3	1.49	1300	1.25	59.848
11	1400	2	2.99	2800	2.63	131704	1400.00	1400.00	1	1	FIRM	2	2.99	2800	2.63	128.804
12	2000	4	5.97	8000	7.53	376297	2000.00	2000.00	1	1	FIRM	4	5.97	8000	7.53	368.297
13	2500	4	5.97	10000	9.41	470371	2500.00	2500.00	1	1	FIRM	4	5.97	10000	9.41	460.371
14	2700	1	1.49	2700	2.56	137009	2700.00	2700.00	1	1	FIRM	1	1.49	2700	2.56	134.350
15	3000	6	5.97	12000	11.29	564446	3000.00	3000.00	1	1	FIRM	6	5.97	12000	11.29	572.446
16	3300	1	1.49	3300	3.10	155223	3300.00	3300.00	1	1	FIRM	1	1.49	3300	3.10	151.923
17	5000	4	5.97	20000	18.22	940743	5000.00	5000.00	1	1	FIRM	4	5.97	20000	18.22	920.743
18	10000	2	2.99	20000	18.82	940743	10000.00	10000.00	1	1	FIRM	2	2.99	20000	18.82	920.743
GRAND TOTAL		67	100.00	106299	100.00	5009000					FIRM	67	100.00	106299	100.00	4.893.761

BSE Limited	Exchange	Name	Signature
Shriram Transport Finance Company Limited	Issuer	Name Yuvraj Acharya Company Secretary	Signature
Axix Bank Limited	Lead Manager	Name Shri. Jothi S. Desai Joint Managing Director	Signature
AK Capital Services Limited	Lead Manager	Name KRISHN SAMYU	Signature
Edelweiss Financial Services Limited	Lead Manager	Name LOKESH SINGHE	Signature
J M Financial Limited	Lead Manager	Name RONIT BAHEGI	Signature
Trust Investment Advisors Private Limited	Lead Manager	Name NAVIN JAGGER Sr. Manager	Signature
Integrated Registry Management Services Private Limited	Registrar	Name SURESH BABU DIRECTOR	Signature



OB Jothi
12/7/18
12/7/18


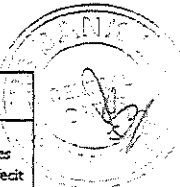
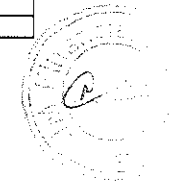
Date: 12/07/2018

SHRIRAM TRANSPORT FINANCE COMPANY LIMITED - NCD ISSUE 2018 [NCD8]	
Offer by Tranche -1 Prospectus of 500,00,000 NCDs of Rs 1000/- each	
BASIS OF ALLOCATION - FOR INDIVIDUALS APPLYING FOR MORE THAN RS.10,00,000/- (HNI)- FIRM ALLOTMENT	
Subscription List: Opening Date	27-Jun-2018
Subscription List: Closing Date	3-Jul-2018



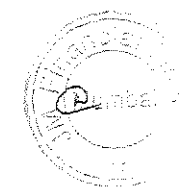

Sr. No.	Header	% of Debentures
1	No. of allottees per Rs.1 Lakh of offer	0.002
2	Subscription as multiple of offer	1.000

Sr. No.	Header	No. of Debentures	Face Value	Issue Price	Amount (Face Value)
1	Debentures issued vide Tranche - 1 Prospectus dated 25-06-2018	50000000	1000.00	1000.00	50000000000.00
2	Net quantum available for allotment (40% of Net Public Offer)	20000000	1000.00	1000.00	20000000000.00
3	Add the unsubscribed portion from Category IV to Category III to the extent of oversubscription	2493603	1000.00	1000.00	2493603000.00
4	Net quantum available for allotment	22493603	1000.00	1000.00	22493603000.00
5	Subscription received	22493603	1000.00	1000.00	22493603000.00
6	Balance Spill Over Portion Available	0	1000.00	1000.00	0.00

Sr. No.	No. of Debentures applied for (Category wise)	Applications Received		Debentures Applied		Proportionate Debentures available	Allocation per Applicant		Allottees to applicants		Serial No. of Qualifying applicants	Successful Applicants		Debentures Allocated/allotted		No. of Debentures Surplus/Deficit [7]-[14]
		No. in Category	% To Total	No. in Category	% To Total		Before rounding off	After Rounding off	Ratio 1	Ratio 2		No. in category	% To Total	No. in Category	% To Total	
[1]	[2]	[3]	[4]	[5]	[6]	[7]	[8]	[9]	[10]	[11]	[12]	[13]	[14]	[15]	[16]	
1	10	8	1.72	80	0.00	80	10.00	10.00	1	1	FIRM	8	1.72	80	0.00	-
2	50	2	0.43	100	0.00	100	50.00	50.00	1	1	FIRM	2	0.43	100	0.00	-
3	100	2	0.43	200	0.00	200	100.00	100.00	1	1	FIRM	2	0.43	200	0.00	-
4	200	1	0.21	200	0.00	200	200.00	200.00	1	1	FIRM	1	0.21	200	0.00	-
5	235	1	0.21	235	0.00	235	235.00	235.00	1	1	FIRM	1	0.21	235	0.00	-
6	300	2	0.43	600	0.00	600	300.00	300.00	1	1	FIRM	2	0.43	600	0.00	-
7	335	1	0.21	335	0.00	335	335.00	335.00	1	1	FIRM	1	0.21	335	0.00	-
8	350	1	0.21	350	0.00	350	350.00	350.00	1	1	FIRM	1	0.21	350	0.00	-
9	360	1	0.21	360	0.00	360	360.00	360.00	1	1	FIRM	1	0.21	360	0.00	-
10	400	2	0.43	800	0.00	800	400.00	400.00	1	1	FIRM	2	0.43	800	0.00	-
11	470	1	0.21	470	0.00	470	470.00	470.00	1	1	FIRM	1	0.21	470	0.00	-
12	500	14	3.00	7000	0.03	7000	500.00	500.00	1	1	FIRM	14	3.00	7000	0.03	-
13	594	1	0.21	594	0.00	594	594.00	594.00	1	1	FIRM	1	0.21	594	0.00	-
14	600	3	0.64	1800	0.01	1800	600.00	600.00	1	1	FIRM	3	0.64	1800	0.01	-
15	685	1	0.21	685	0.00	685	685.00	685.00	1	1	FIRM	1	0.21	685	0.00	-
16	700	4	0.86	2800	0.01	2800	700.00	700.00	1	1	FIRM	4	0.86	2800	0.01	-



17	735	1	0.21	735	0.00	735	735.00	735.00	1	1	FIRM	1	0.21	735	0.00	-
18	800	1	0.21	800	0.00	800	800.00	800.00	1	1	FIRM	1	0.21	800	0.00	-
19	860	1	0.21	860	0.00	860	860.00	860.00	1	1	FIRM	1	0.21	860	0.00	-
20	990	1	0.21	990	0.00	990	990.00	990.00	1	1	FIRM	1	0.21	990	0.00	-
21	1000	63	13.52	63000	0.28	63000	1000.00	1000.00	1	1	FIRM	63	13.52	63000	0.28	-
22	1001	9	1.93	9009	0.04	9009	1001.00	1001.00	1	1	FIRM	9	1.93	9009	0.04	-
23	1010	4	0.86	4040	0.02	4040	1010.00	1010.00	1	1	FIRM	4	0.86	4040	0.02	-
24	1050	1	0.21	1050	0.00	1050	1050.00	1050.00	1	1	FIRM	1	0.21	1050	0.00	-
25	1100	8	1.72	8800	0.04	8800	1100.00	1100.00	1	1	FIRM	8	1.72	8800	0.04	-
26	1200	3	0.64	3600	0.02	3600	1200.00	1200.00	1	1	FIRM	3	0.64	3600	0.02	-
27	1250	4	0.86	5000	0.02	5000	1250.00	1250.00	1	1	FIRM	4	0.86	5000	0.02	-
28	1300	4	0.86	5200	0.02	5200	1300.00	1300.00	1	1	FIRM	4	0.86	5200	0.02	-
29	1350	2	0.43	2700	0.01	2700	1350.00	1350.00	1	1	FIRM	2	0.43	2700	0.01	-
30	1400	3	0.64	4200	0.02	4200	1400.00	1400.00	1	1	FIRM	3	0.64	4200	0.02	-
31	1500	43	9.23	64500	0.29	64500	1500.00	1500.00	1	1	FIRM	43	9.23	64500	0.29	-
32	1600	2	0.43	3200	0.01	3200	1600.00	1600.00	1	1	FIRM	2	0.43	3200	0.01	-
33	1750	1	0.21	1750	0.01	1750	1750.00	1750.00	1	1	FIRM	1	0.21	1750	0.01	-
34	1850	1	0.21	1850	0.01	1850	1850.00	1850.00	1	1	FIRM	1	0.21	1850	0.01	-
35	2000	69	14.81	139000	0.61	139000	2000.00	2000.00	1	1	FIRM	69	14.81	139000	0.61	-
36	2100	1	0.21	2100	0.01	2100	2100.00	2100.00	1	1	FIRM	1	0.21	2100	0.01	-
37	2200	2	0.43	4400	0.02	4400	2200.00	2200.00	1	1	FIRM	2	0.43	4400	0.02	-
38	2300	1	0.21	2300	0.01	2300	2300.00	2300.00	1	1	FIRM	1	0.21	2300	0.01	-
39	2400	1	0.21	2400	0.01	2400	2400.00	2400.00	1	1	FIRM	1	0.21	2400	0.01	-
40	2500	34	7.30	85000	0.38	85000	2500.00	2500.00	1	1	FIRM	34	7.30	85000	0.38	-
41	2700	1	0.21	2700	0.01	2700	2700.00	2700.00	1	1	FIRM	1	0.21	2700	0.01	-
42	3000	22	4.72	66000	0.29	66000	3000.00	3000.00	1	1	FIRM	22	4.72	66000	0.29	-
43	3050	1	0.21	3050	0.01	3050	3050.00	3050.00	1	1	FIRM	1	0.21	3050	0.01	-
44	3200	1	0.21	3200	0.01	3200	3200.00	3200.00	1	1	FIRM	1	0.21	3200	0.01	-
45	3250	1	0.21	3250	0.01	3250	3250.00	3250.00	1	1	FIRM	1	0.21	3250	0.01	-
46	3510	1	0.21	3510	0.02	3510	3510.00	3510.00	1	1	FIRM	1	0.21	3510	0.02	-
47	4000	6	1.29	24000	0.11	24000	4000.00	4000.00	1	1	FIRM	6	1.29	24000	0.11	-
48	4500	4	0.86	18000	0.08	18000	4500.00	4500.00	1	1	FIRM	4	0.86	18000	0.08	-
49	4800	1	0.21	4800	0.02	4800	4800.00	4800.00	1	1	FIRM	1	0.21	4800	0.02	-
50	5000	23	4.94	115000	0.51	115000	5000.00	5000.00	1	1	FIRM	23	4.94	115000	0.51	-
51	5500	2	0.43	11000	0.05	11000	5500.00	5500.00	1	1	FIRM	2	0.43	11000	0.05	-
52	6000	2	0.43	12000	0.05	12000	6000.00	6000.00	1	1	FIRM	2	0.43	12000	0.05	-
53	6500	1	0.21	6500	0.03	6500	6500.00	6500.00	1	1	FIRM	1	0.21	6500	0.03	-
54	8000	2	0.43	16000	0.07	16000	8000.00	8000.00	1	1	FIRM	2	0.43	16000	0.07	-
55	9000	2	0.43	18000	0.08	18000	9000.00	9000.00	1	1	FIRM	2	0.43	18000	0.08	-
56	9500	1	0.21	9500	0.04	9500	9500.00	9500.00	1	1	FIRM	1	0.21	9500	0.04	-
57	10000	5	1.07	50000	0.22	50000	10000.00	10000.00	1	1	FIRM	5	1.07	50000	0.22	-
58	20000	3	0.64	60000	0.27	60000	20000.00	20000.00	1	1	FIRM	3	0.64	60000	0.27	-
59	25000	1	0.21	25000	0.11	25000	25000.00	25000.00	1	1	FIRM	1	0.21	25000	0.11	-
60	50000	7	1.50	350000	1.56	350000	50000.00	50000.00	1	1	FIRM	7	1.50	350000	1.56	-
61	75000	2	0.43	150000	0.67	150000	75000.00	75000.00	1	1	FIRM	2	0.43	150000	0.67	-
62	100000	25	5.36	2500000	11.11	2500000	100000.00	100000.00	1	1	FIRM	25	5.36	2500000	11.11	-
63	125000	2	0.43	250000	1.11	250000	125000.00	125000.00	1	1	FIRM	2	0.43	250000	1.11	-
64	150000	10	2.15	1500000	6.67	1500000	150000.00	150000.00	1	1	FIRM	10	2.15	1500000	6.67	-
65	200000	3	0.64	600000	2.67	600000	200000.00	200000.00	1	1	FIRM	3	0.64	600000	2.67	-
66	250000	13	2.79	3250000	14.45	3250000	250000.00	250000.00	1	1	FIRM	13	2.79	3250000	14.45	-
67	300000	1	0.21	300000	1.33	300000	300000.00	300000.00	1	1	FIRM	1	0.21	300000	1.33	-
68	400000	3	0.64	1200000	5.33	1200000	400000.00	400000.00	1	1	FIRM	3	0.64	1200000	5.33	-
69	500000	4	0.86	2000000	8.89	2000000	500000.00	500000.00	1	1	FIRM	4	0.86	2000000	8.89	-
70	600000	2	0.43	1200000	5.33	1200000	600000.00	600000.00	1	1	FIRM	2	0.43	1200000	5.33	-
71	710000	1	0.21	710000	3.16	710000	710000.00	710000.00	1	1	FIRM	1	0.21	710000	3.16	-



72	750000	1	0.21	750000	3.33	750000	750000.00	750000.00	1	1	FIRM	1	0.21	750000	3.33	-
73	800000	3	0.64	2400000	10.67	2400000	800000.00	800000.00	1	1	FIRM	3	0.64	2400000	10.67	-
74	850000	1	0.21	850000	3.78	850000	850000.00	850000.00	1	1	FIRM	1	0.21	850000	3.78	-
75	1200000	3	0.64	3600000	16.00	3600000	1200000.00	1200000.00	1	1	FIRM	3	0.64	3600000	16.00	-
GRAND TOTAL		466	100.00	22493603	100.00	22493603						466	100.00	22493603	100.00	-

BSE Limited	Exchange	Name	Signature
Shriram Transport Finance Company Limited	Issuer	<i>Vinod Acharya</i> Name Company Secretary	<i>[Signature]</i> Signature
Axis Bank Limited	Lead Manager	<i>Shailash S. Nandan</i> Name Vice President	<i>[Signature]</i> Signature
AK Capital Services Limited	Lead Manager	<i>KRISH SANOMVI</i> Name	<i>[Signature]</i> Signature
Edelweiss Financial Services Limited	Lead Manager	<i>LOKESH SINGH</i> Name	<i>[Signature]</i> Signature
J M Financial Limited	Lead Manager	<i>RONIT BAHETI</i> Name	<i>[Signature]</i> Signature
Trust Investment Advisors Private Limited	Lead Manager	<i>NAVIN JAGGER</i> <i>SR. MANAGER</i> Name	<i>[Signature]</i> Signature
Integrated Registry Management Services Private Limited	Registrar	<i>SURESH BABU</i> <i>DIRECTOR</i> Name	<i>[Signature]</i> Signature

BSE LIAB
12/7/18
12/7/18
MUMBAI
TRUST INVESTMENT ADVISORS PRIVATE LIMITED
CHENNAI
12/7/18

Date: 12/07/2018

SHRIRAM TRANSPORT FINANCE COMPANY LIMITED - NCD ISSUE 2018 - (NCD)	
Offer by Tranche 1 Prospectus of 500,00,000 NCDs of Rs 1000/- each	
BASE OF ALLOCATION - FOR CIB Portion	
Subscription List Opening Date	27-Jun-2018
Subscription List Closing Date	3-Jul-2018

Sr. No.	Header	% of Debentures
1	No. of allottees over Rs. 1 lakh of offer	0.0025
2	Subscription as multiple of offer	0.5596

Sr. No.	Header	No. of Debentures	Face Value	Issue Price	Amount (Face Value)
1	Debentures Issued vide Tranche 1 Prospectus dated 25-06-2018	50000000	1000.00	1000.00	50000000000.00
2	Net quantum available for allotment (10% of Net Public Offer)	5000000	1000.00	1000.00	5000000000.00
3	Subscription Received	2798000	1000.00	1000.00	2798000000.00
4	Unsubscribed Debentures carried forward to Category IV	2200000	1000.00	1000.00	2200000000.00

Sr. No.	No. of Debentures applied for (Category wise)	Applications Received		Debentures Applied		Proportionate Debentures available	Allocation per Applicant			Ratio of Allottees to		Serial No. of Qualifying Applicants	Successful Applicants		Debentures Allotted		No. of Debentures Surplus/Deficit [7]-[14]
		No. in Category	% To Total	No. in Category	% To Total		Before rounding off	After Rounding off	Ratio 1	Ratio 2	No. in Category		% To Total	No. in Category	% To Total		
[1]	[2]	[3]	[4]	[5]	[6]	[7]	[8]	[9]	[10]	[11]	[12]	[13]	[14]	[15]	[16]	[17]	[18]
1	5000	4	28.57	3000	0.71	35740	5000.00	5000.00	1	1	FIRM	4	28.57	2000	0.71	15,740	
2	9000	2	14.29	18000	0.64	32166	9000.00	9000.00	3	3	FIRM	2	14.29	18000	0.64	14,166	
3	10000	1	7.14	10000	0.36	17870	10000.00	10000.00	1	1	FIRM	1	7.14	10000	0.36	7,870	
4	15000	2	14.29	30000	1.07	53610	15000.00	15000.00	1	1	FIRM	2	14.29	30000	1.07	23,610	
5	30000	1	7.14	30000	0.71	35740	30000.00	30000.00	1	1	FIRM	1	7.14	30000	0.71	15,740	
6	50000	2	14.29	100000	3.57	178698	50000.00	50000.00	1	1	FIRM	2	14.29	100000	3.57	78,698	
7	100000	1	7.14	100000	3.57	178698	100000.00	100000.00	1	1	FIRM	1	7.14	100000	3.57	78,698	
8	250000	1	7.14	250000	89.35	446747	250000.00	250000.00	1	1	FIRM	1	7.14	250000	89.35	1,87,477	
GRAND TOTAL		34	280.00	2798000	100.00	5098000						14.00	100.00	2798000	100.00	3,29,800	

RSE Limited	Exchange	Name	Signature
Shriram Transport Finance Company Limited	Issuer	Name: Nivek Achal Company Secretary	Signature: [Signature]
Axis Bank Limited	Lead Manager	Name: Shailok S. Nandan Vice President	Signature: [Signature]
AK Capital Services Limited	Lead Manager	Name: KRISH SAMONJ MANAGER	Signature: [Signature]
Edelweiss Financial Services Limited	Lead Manager	Name: ROKESH SINGHI	Signature: [Signature]
J M Financial Limited	Lead Manager	Name: ROHIT BANEJI	Signature: [Signature]
Trust Investment Advisors Pvt Limited	Lead Manager	Name: NAVIN JAGGER SR. MANAGER	Signature: [Signature]
Integrated Registry Management Services Private Limited	Registrar	Name: SURESH BABU DIRECTOR	Signature: [Signature]

Date: 12/07/2018

OR Tack 12/7/18
12/7/18


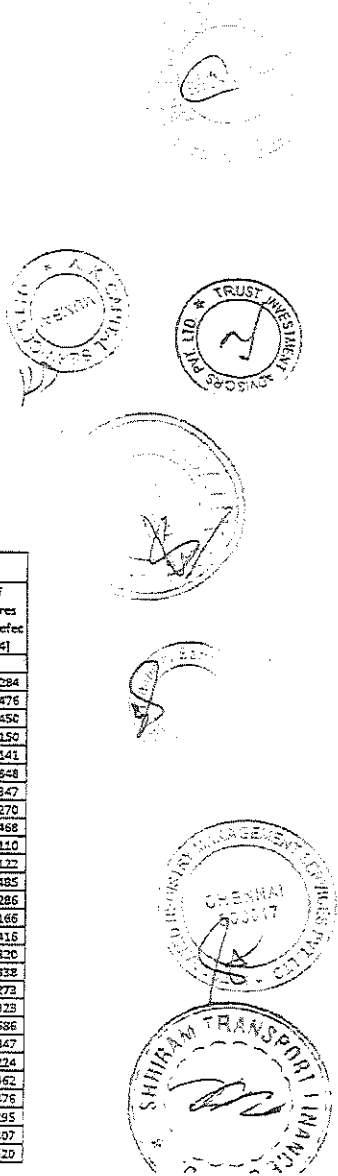
CHENNAI
600017

SHIRAM TRANSPORT FINANCE COMPANY LIMITED - NCD ISSUE 2018 (NCD#)	
Offer by Prospectus of 500,00,000 NCDs of Rs 1000/- each	
BASIS OF ALLOCATION - FOR INDIVIDUALS APPLYING UPTO RS.10,00,000/- (RETAIL)	
Subscription List Opening Date	27-Jun-2018
Subscription List Closing Date	3-Jul-2018

Sr. No.	Header	% of Debentures
1	No. of allottees per Rs.1 Lakh of offer	0.146
2	Subscription as multiple of offer	0.438

Sr. No.	Header	No. of Debentures	Face Value	Issue Price	Amount (Face Value)
1	Debentures issued vide Tranche - 1 Prospectus dated 25-06-2018	50000000	1000.00	1000.00	50000000000
2	Net quantum available for allotment (40% of Net Public Offer)	20000000	1000.00	1000.00	20000000000
3	Spill over from Category I	2202000	1000.00	1000.00	2202000000
4	Spill over from Category II	4893701	1000.00	1000.00	4893701000
5	Net quantum available for allotment	27095701	1000.00	1000.00	27095701000
6	Subscription Received	11087284	1000.00	1000.00	11087284000
4	The unsubscribed portion have been added to Category III to the extent of over-subscription i.e., 1495603 NCDs and the balance 3351461.4 NCDs have not been allocated to any other categories, as the overall issue was undersubscribed.	16006417	1000.00	1000.00	16006417000


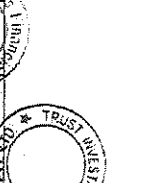
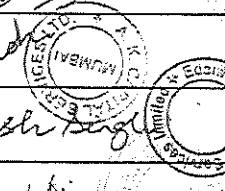
Sr. No.	No. of Debentures applied for (Category wise)	Applications Received		Debentures Applied		Proportionate Debentures available	Allocation per Applicant		Ratio of Allottees to applicants		Serial No. of Qualifying applicants	Successful Applicants		Debentures Allotted/allocated		No. of Debentures Surplus/Deficit [7]-[14]
		No. in Category	% To Total	Nos in Category	% To Total		Before rounding off	After Rounding off	Ratio 1	Ratio 2		Nos in category	% To Total	Nos in Category	% To Total	
1	10	2513	6.34	25130	0.23	61414	10.00	10	1	1	FIRM	2513	6.34	25130	0.23	36284
2	11	39	0.08	390	0.00	806	15.00	15	1	1	FIRM	30	0.08	390	0.00	476
3	13	26	0.07	312	0.00	762	12.00	12	1	1	FIRM	26	0.07	312	0.00	456
4	13	8	0.02	104	0.00	254	15.00	15	1	1	FIRM	8	0.02	104	0.00	150
5	14	7	0.02	98	0.00	239	14.00	14	1	1	FIRM	7	0.02	98	0.00	141
6	15	270	0.68	4050	0.04	9888	15.00	15	1	1	FIRM	270	0.68	4050	0.04	5648
7	16	15	0.04	240	0.00	587	16.00	16	1	1	FIRM	15	0.04	240	0.00	347
8	17	11	0.03	167	0.00	437	17.00	17	1	1	FIRM	11	0.03	167	0.00	270
9	18	18	0.05	324	0.00	792	18.00	18	1	1	FIRM	18	0.05	324	0.00	468
10	19	4	0.01	76	0.00	186	19.00	19	1	1	FIRM	4	0.01	76	0.00	110
11	20	1147	2.89	22840	0.21	56065	20.00	20	1	1	FIRM	1147	2.89	22840	0.21	33122
12	21	15	0.04	336	0.00	825	21.00	21	1	1	FIRM	15	0.04	336	0.00	485
13	22	9	0.02	198	0.00	484	21.00	21	1	1	FIRM	9	0.02	198	0.00	286
14	23	5	0.01	115	0.00	281	21.00	21	1	1	FIRM	5	0.01	115	0.00	166
15	24	12	0.03	288	0.00	704	24.00	24	1	1	FIRM	12	0.03	288	0.00	416
16	25	1117	2.82	27925	0.25	68245	25.00	25	1	1	FIRM	1117	2.82	27925	0.25	40320
17	26	9	0.02	234	0.00	572	26.00	26	1	1	FIRM	9	0.02	234	0.00	338
18	27	7	0.02	189	0.00	462	27.00	27	1	1	FIRM	7	0.02	189	0.00	273
19	28	8	0.02	224	0.00	547	28.00	28	1	1	FIRM	8	0.02	224	0.00	329
20	29	14	0.04	406	0.00	992	29.00	29	1	1	FIRM	14	0.04	406	0.00	586
21	30	943	2.38	28290	0.26	69137	30.00	30	1	1	FIRM	943	2.38	28290	0.26	40847
22	31	5	0.01	155	0.00	379	31.00	31	1	1	FIRM	5	0.01	155	0.00	224
23	32	10	0.03	320	0.00	782	32.00	32	1	1	FIRM	10	0.03	320	0.00	462
24	33	10	0.03	330	0.00	806	33.00	33	1	1	FIRM	10	0.03	330	0.00	476
25	34	5	0.01	204	0.00	499	34.00	34	1	1	FIRM	5	0.01	204	0.00	295
26	35	107	0.27	3745	0.03	9152	35.00	35	1	1	FIRM	107	0.27	3745	0.03	5407
27	36	10	0.03	360	0.00	830	36.00	36	1	1	FIRM	10	0.03	360	0.00	520



308	950	10	0.03	9500	0.09	23217	950.00	950	1	1 FIRM	10	0.03	9500	0.09	13,717
309	960	6	0.02	5760	0.05	14077	960.00	960	1	1 FIRM	6	0.02	5760	0.05	8,317
310	965	1	0.00	965	0.01	2353	965.00	965	1	1 FIRM	1	0.00	965	0.01	1,393
311	970	1	0.00	970	0.01	2371	970.00	970	1	1 FIRM	1	0.00	970	0.01	1,401
312	975	18	0.05	17550	0.16	42890	975.00	975	1	1 FIRM	18	0.05	17550	0.16	25,340
313	980	3	0.01	2940	0.03	7185	980.00	980	1	1 FIRM	3	0.01	2940	0.03	4,245
314	980	41	0.10	40590	0.37	99196	980.00	980	1	1 FIRM	41	0.10	40590	0.37	58,696
315	982	1	0.00	982	0.01	2424	982.00	982	1	1 FIRM	1	0.00	982	0.01	1,432
316	985	198	0.50	198005	1.79	483855	985.00	985	1	1 FIRM	198	0.50	198005	1.79	285,680
317	987	1	0.00	987	0.01	2457	987.00	987	1	1 FIRM	1	0.00	987	0.01	1,440
318	988	2	0.01	1986	0.02	4878	988.00	988	1	1 FIRM	2	0.01	1986	0.02	2,882
319	999	10	0.03	9990	0.09	24414	999.00	999	1	1 FIRM	10	0.03	9990	0.09	14,424
320	1000	547	13.20	5471000	49.34	13570324	1000.00	1000	1	1 FIRM	547	13.20	5471000	49.34	7,899,324
GRAND TOTAL		29636	100.00	11067284	100.00	27055701					29636	100.00	11067284	100.00	16,008,417

BSE Limited	Exchange	Name	Signature
Shriram Transport Finance Company Limited	Issuer	Vivek Ashwani Company Secretary	
Axis Bank Limited	Lead Manager	Shwilesh S Naranjan Vice President	
AK Capital Services Limited	Lead Manager	KRISH SANJAY MANAGER	
Edelweiss Financial Services Limited	Lead Manager	LOKESH SINGH	
J M Financial Limited	Lead Manager	ROHIT RAHEJI	
Trust Investment Advisors Pvt Limited	Lead Manager	NAYIN JAGGER SK. MANAGER	
Integrated Registry Management Services Private Limited	Registrar	SURESH BABJI DIRECTOR	

BSE Limited
12/7/18
12/7/18



Dates 12/07/2018