

SHIRRAM TRANSPORT FINANCE COMPANY LIMITED - NCD ISSUE 2018 (NCD8- TRANCHE 2)

Offer by Tranche-1 Prospectus of 135,00,000 NCDs of Rs 1000/- each

BASIS OF ALLOCATION - FOR INDIVIDUALS APPLYING FOR MORE THAN RS.10,00,000/- (HNI)- FIRM ALLOTMENT

Subscription List: Opening Date 15-Oct-2018

Subscription List: Closing Date 29-Oct-2018

Sr. No.	Header	% of Debentures
1	No. of allottees per Rs.1 Lakh of offer	0.0063
2	Subscription as multiple of offer	0.1467

Sr. No.	Header	No. of Debentures	Face Value	Issue Price	Amount
1	Debentures issued vide Tranche - 2 Prospectus dated 08-10-2018	13500000	1000.00	1000.00	13500000000.00
2	Net quantum available for allotment (40% of Net Public Offer)	5400000	1000.00	1000.00	5400000000.00
3	Subscription received	803166	1000.00	1000.00	803166000.00
4	Unsubscribed Portion	4596834	1000.00	1000.00	4596834000.00


Sr. No.	No. of Debentures applied for (Category wise)	Applications Received		Debentures Applied		Proportionate Debentures available	Allocation per Applicant		Allottees to applicants		Serial No. of Qualifying applicants	Successful Applicants		Debentures Allocated/allotted		No. of Debentures Surplus/Deficit [7]-[14]
		No. in Category	% To Total	Nos in Category	% To Total		Before rounding off	After Rounding off	Ratio 1	Ratio 2		No.s in category	% To Total	Nos in Category	% To Total	
[1]	[2]	[3]	[4]	[5]	[6]	[7]	[8]	[9]	[10]	[11]	[12]	[13]	[14]	[15]	[16]	
1	20	1	0.29	20	0.00	134	20.00	20.00	1	1	FIRM	1	0.29	20	0.00	114
2	100	2	0.58	200	0.02	1345	100.00	100.00	1	1	FIRM	2	0.58	200	0.02	1,145
3	150	1	0.29	150	0.02	1009	150.00	150.00	1	1	FIRM	1	0.29	150	0.02	859
4	200	5	1.46	1000	0.12	6723	200.00	200.00	1	1	FIRM	5	1.46	1000	0.12	5,723
5	250	1	0.29	250	0.03	1681	250.00	250.00	1	1	FIRM	1	0.29	250	0.03	1,431
6	290	5	1.46	1450	0.18	9749	290.00	290.00	1	1	FIRM	5	1.46	1450	0.18	8,299
7	300	6	1.75	1800	0.22	12102	300.00	300.00	1	1	FIRM	6	1.75	1800	0.22	10,302
8	330	1	0.29	330	0.04	2219	330.00	330.00	1	1	FIRM	1	0.29	330	0.04	1,889
9	350	2	0.58	700	0.09	4706	350.00	350.00	1	1	FIRM	2	0.58	700	0.09	4,006
10	400	6	1.75	2400	0.30	16136	400.00	400.00	1	1	FIRM	6	1.75	2400	0.30	13,736
11	455	1	0.29	455	0.06	3059	455.00	455.00	1	1	FIRM	1	0.29	455	0.06	2,604
12	500	25	7.31	12500	1.56	84042	500.00	500.00	1	1	FIRM	25	7.31	12500	1.56	71,542
13	550	1	0.29	550	0.07	3698	550.00	550.00	1	1	FIRM	1	0.29	550	0.07	3,148
14	600	6	1.75	3600	0.43	24204	600.00	600.00	1	1	FIRM	6	1.75	3600	0.43	20,604
15	700	1	0.29	700	0.09	4706	700.00	700.00	1	1	FIRM	1	0.29	700	0.09	4,006
16	750	2	0.58	1500	0.19	10085	750.00	750.00	1	1	FIRM	2	0.58	1500	0.19	8,585
17	754	1	0.29	754	0.09	5069	754.00	754.00	1	1	FIRM	1	0.29	754	0.09	4,315
18	800	1	0.29	800	0.10	5379	800.00	800.00	1	1	FIRM	1	0.29	800	0.10	4,579
19	888	1	0.29	888	0.11	5970	888.00	888.00	1	1	FIRM	1	0.29	888	0.11	5,082
20	900	2	0.58	1800	0.22	12102	900.00	900.00	1	1	FIRM	2	0.58	1800	0.22	10,302
21	1000	19	5.56	19000	2.37	127744	1000.00	1000.00	1	1	FIRM	19	5.56	19000	2.37	108,744
22	1001	12	3.22	11011	1.37	74031	1001.00	1001.00	1	1	FIRM	12	3.22	11011	1.37	63,020
23	1020	1	0.29	1020	0.13	6858	1020.00	1020.00	1	1	FIRM	1	0.29	1020	0.13	5,838
24	1050	2	0.58	2100	0.26	14119	1050.00	1050.00	1	1	FIRM	2	0.58	2100	0.26	12,019
25	1090	1	0.29	1090	0.14	7328	1090.00	1090.00	1	1	FIRM	1	0.29	1090	0.14	6,238
26	1100	7	2.05	7700	0.96	51770	1100.00	1100.00	1	1	FIRM	7	2.05	7700	0.96	44,070
27	1121	1	0.29	1121	0.14	7537	1121.00	1121.00	1	1	FIRM	1	0.29	1121	0.14	6,415
28	1150	1	0.29	1150	0.14	7732	1150.00	1150.00	1	1	FIRM	1	0.29	1150	0.14	6,582
29	1200	23	6.73	27600	3.44	185566	1200.00	1200.00	1	1	FIRM	23	6.73	27600	3.44	157,966
30	1250	2	0.58	2500	0.31	16808	1250.00	1250.00	1	1	FIRM	2	0.58	2500	0.31	14,308
31	1300	4	1.17	5200	0.65	34562	1300.00	1300.00	1	1	FIRM	4	1.17	5200	0.65	29,762
32	1377	1	0.29	1377	0.17	9258	1377.00	1377.00	1	1	FIRM	1	0.29	1377	0.17	7,881
33	1400	5	1.46	7000	0.87	47064	1400.00	1400.00	1	1	FIRM	5	1.46	7000	0.87	40,064
34	1450	1	0.29	1450	0.18	9749	1450.00	1450.00	1	1	FIRM	1	0.29	1450	0.18	8,299
35	1500	53	15.50	79500	9.90	534510	1500.00	1500.00	1	1	FIRM	53	15.50	79500	9.90	455,010
36	1600	3	0.88	4800	0.60	32272	1600.00	1600.00	1	1	FIRM	3	0.88	4800	0.60	27,472

21/11/18
27/11/2018

Sr. No.	No. of Debentures applied for (Category wise)	Applications Received		Debentures Applied		Proportionate Debentures available	Allocation per Applicant		Allottees to applicants		Serial No. of Qualifying applicants	Successful Applicants		Debentures Allocated/allotted		No. of Debentures Surplus/Deficit [7]-[14]
		No. in Category	% To Total	Nos in Category	% To Total		Before rounding off	After Rounding off	Ratio 1	Ratio 2		No. in category	% To Total	Nos in Category	% To Total	
[1]	[2]	[3]	[4]	[5]	[6]	[7]	[8]	[9]	[10]	[11]	[12]	[13]	[14]	[15]	[16]	
37	1650	1	0.29	1650	0.21	11094	1650.00	1650.00	1	1	FIRM	1	0.29	1650	0.21	9,444
38	1800	1	0.29	1800	0.22	12102	1800.00	1800.00	1	1	FIRM	1	0.29	1800	0.22	10,902
39	1850	1	0.29	1850	0.23	12438	1850.00	1850.00	1	1	FIRM	1	0.29	1850	0.23	10,588
40	1900	1	0.29	1900	0.24	12774	1900.00	1900.00	1	1	FIRM	1	0.29	1900	0.24	10,874
41	2000	53	15.50	106000	13.20	712680	2000.00	2000.00	1	1	FIRM	53	15.50	106000	13.20	606,680
42	2200	1	0.29	2200	0.27	14791	2200.00	2200.00	1	1	FIRM	1	0.29	2200	0.27	12,591
43	2300	2	0.58	4600	0.57	30928	2300.00	2300.00	1	1	FIRM	2	0.58	4600	0.57	26,328
44	2500	22	6.43	55000	6.85	369787	2500.00	2500.00	1	1	FIRM	22	6.43	55000	6.85	314,787
45	3000	12	3.51	36000	4.48	242042	3000.00	3000.00	1	1	FIRM	12	3.51	36000	4.48	206,042
46	3500	5	1.46	17500	2.18	117659	3500.00	3500.00	1	1	FIRM	5	1.46	17500	2.18	100,159
47	4000	7	2.05	28000	3.49	188255	4000.00	4000.00	1	1	FIRM	7	2.05	28000	3.49	160,255
48	4300	1	0.29	4300	0.54	28911	4300.00	4300.00	1	1	FIRM	1	0.29	4300	0.54	24,511
49	4500	5	1.46	22500	2.80	151276	4500.00	4500.00	1	1	FIRM	5	1.46	22500	2.80	128,776
50	5000	10	2.92	50000	6.23	336170	5000.00	5000.00	1	1	FIRM	10	2.92	50000	6.23	286,170
51	5100	1	0.29	5100	0.63	34289	5100.00	5100.00	1	1	FIRM	1	0.29	5100	0.63	29,189
52	7300	1	0.29	7300	0.91	49081	7300.00	7300.00	1	1	FIRM	1	0.29	7300	0.91	41,781
53	7500	3	0.88	22500	2.80	151276	7500.00	7500.00	1	1	FIRM	3	0.88	22500	2.80	128,776
54	10000	3	0.88	30000	3.74	201702	10000.00	10000.00	1	1	FIRM	3	0.88	30000	3.74	171,702
55	12500	1	0.29	12500	1.56	84042	12500.00	12500.00	1	1	FIRM	1	0.29	12500	1.56	71,542
56	20000	3	0.88	60000	7.47	403404	20000.00	20000.00	1	1	FIRM	3	0.88	60000	7.47	343,404
57	27000	1	0.29	27000	3.36	181532	27000.00	27000.00	1	1	FIRM	1	0.29	27000	3.36	154,532
58	100000	1	0.29	100000	12.45	672339	100000.00	100000.00	1	1	FIRM	1	0.29	100000	12.45	572,339
GRAND TOTAL		342	100.00	803166	100.00	5400000						342	100.00	803166	100.00	4,596,834

BSE Limited	Exchange	Name	Signature
Shriram Transport Finance Company Limited	Issuer	Name VIKRAM THIVANI	Signature
Axis Bank Limited	Lead Manager	Name SHAILESH S. NERURKAR	Signature
AK Capital Services Limited	Lead Manager	Name KRISH SAMOHU	Signature
Edelweiss Financial Services Limited	Lead Manager	Name MANDEEP SINGH	Signature
J M Financial Limited	Lead Manager	Name SRIDEVI KANNAN	Signature
Trust Investment Advisors Private Limited	Lead Manager	Name Vikram Thivani	Signature
Integrated Registry Management Services Private Limited	Registrar	Name ASHOK KAWALI	Signature

Date: 02/11/2018



SHRIRAM TRANSPORT FINANCE COMPANY LIMITED - NCD ISSUE 2018 (NCDB-TRANCHE II)
 Offer by Tranche - II Prospectus of 135,00,000 NCDs of Rs. 1000/- each
 BASIS OF ALLOCATION - FOR CORPORATE PORTION (NON INSTITUTIONAL INVESTORS)
 Subscription List: Opening Date 15-Oct-2018
 Subscription List: Closing Date 29-Oct-2018


Sr. No.	Header	% of Debentures
1	No. of allottees per Rs. 1 Lakh of offer	0.0177
2	Subscription as multiple of offer	0.1212

Sr. No.	Header	No. of Debentures	Face Value	Issue Price	Amount
1	Debentures Issued vide Tranche - 2 Prospectus dated 08-10-2018	13500000	1000.00	1000.00	13500000000.00
2	Net quantum available for allotment (10% of Net Public Offer)	1350000	1000.00	1000.00	1350000000.00
3	Subscription Received	163570	1000.00	1000.00	163570000.00
4	Unsubscribed Debentures	1186430	1000.00	1000.00	1186430000.00

Sr. No.	No. of Debentures applied for (Category wise)	Applications Received		Debentures Applied		Proportionate Debentures available	Allocation per Applicant		Ratio of		Serial No. of Qualifying applicants	Successful Applicants		Debentures		No. of Debentures Surplus/Deficit (7-[14])
		No. In Category	% To Total	No. In Category	% To Total		Before rounding off	After Rounding off	Ratio 1	Ratio 2		No. In category	% To Total	No. In Category	% To Total	
(1)	(2)	(3)	(4)	(5)	(6)	(7)	(8)	(9)	(10)	(11)	(12)	(13)	(14)	(15)	(16)	
1	10	1	3.45	10	0.01	83	10.00	10.00	1	1	FIRM	1	3.45	10	0.01	73
2	15	1	3.45	15	0.01	124	15.00	15.00	1	1	FIRM	1	3.45	15	0.01	109
3	50	1	3.45	50	0.03	413	50.00	50.00	1	1	FIRM	1	3.45	50	0.03	363
4	100	1	3.45	100	0.06	825	100.00	100.00	1	1	FIRM	1	3.45	100	0.06	725
5	165	2	6.90	330	0.20	2724	165.00	165.00	1	1	FIRM	2	6.90	330	0.20	2,394
6	200	1	3.45	200	0.12	1651	200.00	200.00	1	1	FIRM	1	3.45	200	0.12	1,451
7	225	1	3.45	225	0.14	1857	225.00	225.00	1	1	FIRM	1	3.45	225	0.14	1,632
8	300	1	3.45	300	0.18	2476	300.00	300.00	1	1	FIRM	1	3.45	300	0.18	2,176
9	500	4	13.79	2000	1.22	16507	500.00	500.00	1	1	FIRM	4	13.79	2000	1.22	14,507
10	600	1	3.45	600	0.37	4952	600.00	600.00	1	1	FIRM	1	3.45	600	0.37	4,352
11	900	1	3.45	900	0.55	7428	900.00	900.00	1	1	FIRM	1	3.45	900	0.55	6,528
12	1000	7	24.14	7000	4.28	57773	1000.00	1000.00	1	1	FIRM	7	24.14	7000	4.28	50,773
13	2000	1	3.45	2000	1.22	16507	2000.00	2000.00	1	1	FIRM	1	3.45	2000	1.22	14,507
14	2500	1	3.45	2500	1.53	20633	2500.00	2500.00	1	1	FIRM	1	3.45	2500	1.53	18,133
15	3000	1	3.45	3000	1.83	24760	3000.00	3000.00	1	1	FIRM	1	3.45	3000	1.83	21,760
16	7000	1	3.45	7000	4.28	57773	7000.00	7000.00	1	1	FIRM	1	3.45	7000	4.28	50,773
17	10000	2	6.90	20000	12.23	165067	10000.00	10000.00	1	1	FIRM	2	6.90	20000	12.23	145,067
18	117340	1	3.45	117340	71.74	968448	117340.00	117340.00	1	1	FIRM	1	3.45	117340	71.74	851,108
GRAND TOTAL		29	100.00	163570	100.00	1350000						29	100.00	163570	100.00	1,186,430

BSE Limited	Exchange	Name	Signature
Shriram Transport Finance Company Limited	Issuer	Name: VIVEK KUMAR	Signature
Axix Bank Limited	Lead Manager	Name: SHANMUKH S. NERUPURU	Signature
AK Capital Services Limited	Lead Manager	Name: KRISH SANGHVI	Signature
Edelweiss Financial Services Limited	Lead Manager	Name: MANDEEP SINGH	Signature
J M Financial Limited	Lead Manager	Name: SRIDHAR KANNAN	Signature
Trust Investment Advisors Private Limited	Lead Manager	Name: Vikram Thirani	Signature
Integrated Registry Management Services Private Limited	Registrar	Name: Ashok Ambli	Signature

Date: 02/11/2018



Handwritten signature and date.

SHRIRAM TRANSPORT FINANCE COMPANY LIMITED - NCD ISSUE 2018- (NCD8- TRANCHE 2)
 Offer by Tranche II Prospectus of 135,00,000 NCDs of Rs 1000/- each
 BASIS OF ALLOCATION - FOR QIB Portion
 Subscription List: Opening Date 15-Oct-2018
 Subscription List: Closing Date 29-Oct-2018

Sr. No.	Header	% of Debentures
1	No. of allottees per Rs. 1 Lakh offer	0.0250
2	Subscription as multiple of offer	0.0020

Sr. No.	Header	No. of Debentures	Face Value	Issue Price	Amount
1	Debentures issued vide Tranche 2 Prospectus dated 08-10-2018	13500000	1000.00	1000.00	13500000000.00
2	Net quantum available for allotment (10% of Net Public Offer)	1350000	1000.00	1000.00	1350000000.00
3	Subscription Received	4000	1000.00	1000.00	2798000000.00
4	Unsubscribed Debentures	1346000	1000.00	1000.00	1346000000.00

Sr. No.	No. of Debentures applied for (Category wise)	Applications Received		Debentures Applied		Proportionate Debentures available	Allocation per Applicant		Ratio of Allottees to applicants		Serial No. of Qualifying applicants	Successful Applicants		Debentures Allotted/ Alloted		No. of Debentures Surplus/Deficit [7]-[14]
		No. in Category	% To Total	No. in Category	% To Total		Before rounding off	After Rounding off	Ratio 1	Ratio 2		Nos. in category	% To Total	Nos. in Category	% To Total	
[1]	[2]	[3]	[4]	[5]	[6]	[7]	[8]	[9]	[10]	[11]	[12]	[13]	[14]	[15]	[16]	[17]
1	4000	1	100.00	4000	100.00	1350000	4000.00	4000.00	1	1	FIRM	1	100.00	4000	100.00	1,346,000
GRAND TOTAL		1	100.00	4000	100.00	1350000						1	100.00	4000	100.00	1,346,000

BSE Limited	Exchange	Name	Signature
Shriram Transport Finance Company Limited	Issuer	Name VEVEK ANWAR	Signature
Axis Bank Limited	Lead Manager	Name SHAILBH S-NERURKI	Signature
AK Capital Services Limited	Lead Manager	Name KRISH SANCHU	Signature
Edelweiss Financial Services Limited	Lead Manager	Name MANDEEP SINGH	Signature
J M Financial Limited	Lead Manager	Name SRIDEVI RANNAN	Signature
Trust Investment Advisors Pvt Limited	Lead Manager	Name Vikram Thirani	Signature
Integrated Registry Management Services Private Limited	Registrar	Name Ashok Kambli	Signature

Date: 01/11/2018




SHRIRAM TRANSPORT FINANCE COMPANY LIMITED - NCD ISSUE 2018 (NCD S-TRANCHE 2)
 Public Issue of 135,00,000 Secured Redeemable Non Convertible Debentures of Face Value Rs 1000/- each
 BASIS OF ALLOCATION - FOR INDIVIDUALS APPLYING UPTO RS.10,00,000/- (RETAIL)
 Subscription List: Opening Date 15-Oct-2018
 Subscription List: Closing Date 29-Oct-2018

Sr. No.	Header	% of Debentures
1	No. of allottees per Rs.1 Lakh of offer	0.5269
2	Subscription as multiple of offer	0.9439




Sr. No.	Header	No. of Debentures	Face Value	Issue Price	Amount
1	Debentures issued vide Tranche - 2 Prospectus dated 08-10-2018	13500000	1000.00	1000.00	13500000000
2	Net quantum available for allotment (40% of Net Public Offer)	5400000	1000.00	1000.00	5400000000
3	Net quantum available for allotment	5097189	1000.00	1000.00	5097183000
4	Unsubscribed portion	302817	1000.00	1000.00	302817000

Sr. No.	No. of Debentures applied for (Category wise)	Applications Received		Debentures Applied		Proportionate Debentures available	Allocation per Applicant		Ratio or Allottees to applicants		Serial No. of Qualifying applicants	Successful Applicants		Debentures Allocated/allotted		No. of Debentures Surplus/Deficit [7]-[14]
		No. in Category	% To Total	Nos in Category	% To Total		Before rounding off	After Rounding off	Ratio 1	Ratio 2		No.s in category	% To Total	No.s in Category	% To Total	
[1]	[2]	[3]	[4]	[5]	[6]	[7]	[8]	[9]	[10]	[11]	[12]	[13]	[14]	[15]	[16]	[17]
1	10	1767	6.21	1767	0.35	18720	10	10	1	1	FIRM	1767	6.21	1767	0.55	1,050
2	11	18	0.06	195	0.00	210	11	11	3	1	FIRM	18	0.06	198	0.00	12
3	12	27	0.09	324	0.01	343	12	12	1	1	FIRM	27	0.09	324	0.01	19
4	13	8	0.03	104	0.00	110	13	13	1	1	FIRM	8	0.03	104	0.00	6
5	14	4	0.01	56	0.00	59	14	14	1	1	FIRM	4	0.01	56	0.00	3
6	15	252	0.89	3780	0.07	4005	15	15	1	1	FIRM	252	0.89	3780	0.07	225
7	16	9	0.03	144	0.00	153	16	16	1	1	FIRM	9	0.03	144	0.00	9
8	17	5	0.02	35	0.00	90	17	17	1	1	FIRM	5	0.02	35	0.00	5
9	18	12	0.04	216	0.00	229	18	18	1	1	FIRM	12	0.04	216	0.00	13
10	19	2	0.01	38	0.00	40	19	19	1	1	FIRM	2	0.01	38	0.00	2
11	20	1021	3.59	20420	0.40	21633	20	20	1	1	FIRM	1021	3.59	20420	0.40	1,213
12	21	20	0.07	420	0.01	445	21	21	1	1	FIRM	20	0.07	420	0.01	25
13	22	12	0.04	264	0.01	280	22	22	1	1	FIRM	12	0.04	264	0.01	16
14	23	13	0.05	312	0.01	331	23	23	1	1	FIRM	13	0.05	312	0.01	19
15	24	13	0.05	312	0.01	331	24	24	1	1	FIRM	13	0.05	312	0.01	19
16	25	1001	3.52	28025	0.49	28512	25	25	1	1	FIRM	1001	3.52	28025	0.49	1,487
17	26	3	0.01	78	0.00	83	26	26	1	1	FIRM	3	0.01	78	0.00	5
18	27	6	0.02	162	0.00	173	27	27	1	1	FIRM	6	0.02	162	0.00	10
19	28	3	0.01	84	0.00	89	28	28	1	1	FIRM	3	0.01	84	0.00	5
20	29	1	0.00	29	0.00	31	29	29	1	1	FIRM	1	0.00	29	0.00	2
21	30	880	3.09	26400	0.52	27958	30	30	1	1	FIRM	880	3.09	26400	0.52	1,568
22	31	3	0.01	82	0.00	99	31	31	1	1	FIRM	3	0.01	82	0.00	6
23	32	7	0.02	224	0.00	237	32	32	1	1	FIRM	7	0.02	224	0.00	13
24	33	6	0.02	198	0.00	210	33	33	1	1	FIRM	6	0.02	198	0.00	12
25	34	5	0.02	170	0.00	180	34	34	1	1	FIRM	5	0.02	170	0.00	10
26	35	112	0.39	3920	0.08	4153	35	35	1	1	FIRM	112	0.39	3920	0.08	283
27	36	9	0.03	324	0.01	343	36	36	1	1	FIRM	9	0.03	324	0.01	19
28	37	1	0.00	27	0.00	39	37	37	1	1	FIRM	1	0.00	27	0.00	1
29	38	3	0.01	76	0.00	81	38	38	1	1	FIRM	3	0.01	76	0.00	5
30	39	2	0.01	78	0.00	83	39	39	1	1	FIRM	2	0.01	78	0.00	5
31	40	615	2.16	24600	0.48	26052	40	40	1	1	FIRM	615	2.16	24600	0.48	1,461
32	41	3	0.01	123	0.00	130	41	41	1	1	FIRM	3	0.01	123	0.00	7
33	42	12	0.04	504	0.01	524	42	42	1	1	FIRM	12	0.04	504	0.01	30
34	43	2	0.01	88	0.00	91	43	43	1	1	FIRM	2	0.01	88	0.00	5
35	44	2	0.01	88	0.00	93	44	44	1	1	FIRM	2	0.01	88	0.00	5
36	45	130	0.46	5850	0.11	6198	45	45	1	1	FIRM	130	0.46	5850	0.11	348
37	46	8	0.03	368	0.01	390	46	46	1	1	FIRM	8	0.03	368	0.01	22
38	47	3	0.01	141	0.00	149	47	47	1	1	FIRM	3	0.01	141	0.00	8
39	48	11	0.04	528	0.01	559	48	48	1	1	FIRM	11	0.04	528	0.01	31
40	49	47	0.17	2308	0.05	2440	49	49	1	1	FIRM	47	0.17	2308	0.05	137
41	50	3952	13.89	197650	3.85	209392	50	50	1	1	FIRM	3952	13.89	197650	3.88	11,742
42	51	33	0.12	1683	0.03	1783	51	51	1	1	FIRM	33	0.12	1683	0.03	100
43	52	9	0.03	468	0.01	496	52	52	1	1	FIRM	9	0.03	468	0.01	28
44	53	3	0.01	159	0.00	169	53	53	1	1	FIRM	3	0.01	159	0.00	9







Handwritten signature and date: 2/11/2018


Sr. No.	No. of Debentures applied for (Category wise)	Applications Received		Debentures Applied		Proportionate Debentures available	Allocation per Applicant		Ratio of Allottees to applicants		Serial No. of Qualifying applicants	Successful Applicants		Debentures Allocated/allotted		No. of Debentures Surplus/Deficit [7]-[14]
		No. in Category	% To Total	Nos in Category	% To Total		Before rounding off	After Rounding off	Ratio 1	Ratio 2		No. in category	% To Total	No. in Category	% To Total	
[1]	[2]	[3]	[4]	[5]	[6]	[7]	[8]	[9]	[10]	[11]	[12]	[13]	[14]	[15]	[16]	
44	54	8	0.03	432	0.01	458	54	54	1	1 FIRM	8	0.03	432	0.01	26	
45	55	90	0.11	1650	0.03	1748	55	55	1	1 FIRM	30	0.11	1650	0.03	98	
46	56	7	0.01	116	0.00	123	58	58	1	1 FIRM	2	0.01	116	0.00	7	
47	59	1	0.00	59	0.00	63	59	59	1	1 FIRM	1	0.00	59	0.00	4	
48	60	277	0.97	16620	0.33	17607	60	60	1	1 FIRM	277	0.97	16620	0.33	987	
49	62	5	0.02	310	0.01	328	62	62	1	1 FIRM	5	0.02	310	0.01	18	
50	64	13	0.05	832	0.02	881	64	64	1	1 FIRM	13	0.05	832	0.02	49	
51	65	38	0.13	2470	0.05	2617	65	65	1	1 FIRM	28	0.13	2470	0.05	147	
52	66	9	0.03	594	0.01	629	66	66	1	1 FIRM	9	0.03	594	0.01	35	
53	67	1	0.00	67	0.00	71	67	67	1	1 FIRM	1	0.00	67	0.00	4	
54	68	1	0.00	68	0.00	73	68	68	1	1 FIRM	1	0.00	68	0.00	4	
55	70	197	0.69	13790	0.27	14609	70	70	1	1 FIRM	197	0.69	13790	0.27	819	
56	71	3	0.01	213	0.00	226	71	71	1	1 FIRM	3	0.01	213	0.00	13	
57	72	6	0.02	432	0.01	458	72	72	1	1 FIRM	6	0.02	432	0.01	26	
58	73	3	0.01	219	0.00	232	73	73	1	1 FIRM	3	0.01	219	0.00	13	
59	75	284	1.00	21300	0.42	22565	75	75	1	1 FIRM	284	1.00	21300	0.42	1,265	
60	76	1	0.00	76	0.00	81	76	76	1	1 FIRM	1	0.00	76	0.00	5	
61	77	3	0.01	231	0.00	245	77	77	1	1 FIRM	3	0.01	231	0.00	14	
62	78	3	0.01	234	0.00	248	78	78	1	1 FIRM	3	0.01	234	0.00	14	
63	79	2	0.01	158	0.00	167	79	79	1	1 FIRM	2	0.01	158	0.00	9	
64	80	190	0.67	15200	0.30	16103	80	80	1	1 FIRM	190	0.67	15200	0.30	903	
65	81	4	0.01	324	0.01	343	81	81	1	1 FIRM	4	0.01	324	0.01	19	
66	82	1	0.00	82	0.00	87	82	82	1	1 FIRM	1	0.00	82	0.00	5	
67	83	1	0.00	83	0.00	88	83	83	1	1 FIRM	1	0.00	83	0.00	5	
68	84	3	0.01	252	0.00	267	84	84	1	1 FIRM	3	0.01	252	0.00	15	
69	85	27	0.09	2295	0.05	2431	85	85	1	1 FIRM	27	0.09	2295	0.05	136	
70	86	1	0.00	86	0.00	91	86	86	1	1 FIRM	1	0.00	86	0.00	5	
71	88	1	0.00	88	0.00	93	88	88	1	1 FIRM	1	0.00	88	0.00	5	
72	90	123	0.43	11070	0.22	11728	90	90	1	1 FIRM	123	0.43	11070	0.22	658	
73	92	1	0.00	92	0.00	97	92	92	1	1 FIRM	1	0.00	92	0.00	5	
74	93	1	0.00	93	0.00	99	93	93	1	1 FIRM	1	0.00	93	0.00	6	
75	94	2	0.01	188	0.00	199	94	94	1	1 FIRM	2	0.01	188	0.00	11	
76	95	24	0.08	2280	0.04	2415	95	95	1	1 FIRM	24	0.08	2280	0.04	135	
77	96	4	0.01	384	0.01	407	96	96	1	1 FIRM	4	0.01	384	0.01	23	
78	97	1	0.00	97	0.00	103	97	97	1	1 FIRM	1	0.00	97	0.00	6	
79	98	8	0.03	784	0.02	831	98	98	1	1 FIRM	8	0.03	784	0.02	47	
80	99	26	0.09	2574	0.05	2727	99	99	1	1 FIRM	26	0.09	2574	0.05	153	
81	100	5922	20.82	592200	11.62	627382	100	100	1	1 FIRM	5922	20.82	592200	11.62	35,182	
82	101	3	0.01	303	0.01	321	101	101	1	1 FIRM	3	0.01	303	0.01	18	
83	102	1	0.00	102	0.00	108	102	102	1	1 FIRM	1	0.00	102	0.00	6	
84	103	1	0.00	103	0.00	109	103	103	1	1 FIRM	1	0.00	103	0.00	6	
85	104	2	0.01	208	0.00	220	104	104	1	1 FIRM	2	0.01	208	0.00	12	
86	105	13	0.05	1365	0.03	1448	105	105	1	1 FIRM	13	0.05	1365	0.03	81	
87	106	1	0.00	106	0.00	112	106	106	1	1 FIRM	1	0.00	106	0.00	6	
88	108	6	0.02	648	0.01	686	108	108	1	1 FIRM	6	0.02	648	0.01	38	
89	110	43	0.15	4730	0.09	5011	110	110	1	1 FIRM	43	0.15	4730	0.09	281	
90	111	2	0.01	222	0.00	235	111	111	1	1 FIRM	2	0.01	222	0.00	13	
91	115	9	0.03	1035	0.02	1096	115	115	1	1 FIRM	9	0.03	1035	0.02	61	
92	118	1	0.00	118	0.00	125	118	118	1	1 FIRM	1	0.00	118	0.00	7	
93	120	94	0.33	11280	0.22	11950	120	120	1	1 FIRM	94	0.33	11280	0.22	670	
94	121	2	0.01	242	0.00	256	121	121	1	1 FIRM	2	0.01	242	0.00	14	
95	123	1	0.00	123	0.00	130	123	123	1	1 FIRM	1	0.00	123	0.00	7	
96	124	1	0.00	124	0.00	131	124	124	1	1 FIRM	1	0.00	124	0.00	7	
97	125	89	0.31	11000	0.22	11653	125	125	1	1 FIRM	89	0.31	11000	0.22	653	
98	126	3	0.01	378	0.01	400	126	126	1	1 FIRM	3	0.01	378	0.01	22	
99	127	1	0.00	127	0.00	135	127	127	1	1 FIRM	1	0.00	127	0.00	8	
100	128	2	0.01	256	0.01	271	128	128	1	1 FIRM	2	0.01	256	0.01	15	
101	129	1	0.00	129	0.00	137	129	129	1	1 FIRM	1	0.00	129	0.00	8	
102	130	47	0.17	6110	0.12	6473	130	130	1	1 FIRM	47	0.17	6110	0.12	353	
103	131	1	0.00	131	0.00	139	131	131	1	1 FIRM	1	0.00	131	0.00	8	
104	132	1	0.00	132	0.00	140	132	132	1	1 FIRM	1	0.00	132	0.00	8	
105	133	1	0.00	133	0.00	141	133	133	1	1 FIRM	1	0.00	133	0.00	8	
106	135	14	0.05	1890	0.04	2002	135	135	1	1 FIRM	14	0.05	1890	0.04	112	
107	136	1	0.00	136	0.00	144	136	136	1	1 FIRM	1	0.00	136	0.00	8	
108	140	32	0.11	4430	0.09	4746	140	140	1	1 FIRM	32	0.11	4430	0.09	266	
109	141	1	0.00	141	0.00	149	141	141	1	1 FIRM	1	0.00	141	0.00	8	
110	142	1	0.00	142	0.00	150	142	142	1	1 FIRM	1	0.00	142	0.00	8	



Sr. No.	No. of Debentures applied for (Category wise)	Applications Received		Debentures Applied		Proportionate Debentures available	Allocation per Applicant			Ratio of Allocation to applicants		Serial No. of Qualifying applicants	Successful Applicants		Debentures Allocated/ allotted		No. of Debentures Surplus/Deficit (7)-(14)
		No. in Category	% To Total	Nos in Category	% To Total		Before rounding off	After Rounding off		Ratio 1	Ratio 2		No. in category	% To Total	No. in Category	% To Total	
[1]	[2]	[3]	[4]	[5]	[6]	[7]	[8]	[9]	[10]	[11]	[12]	[13]	[14]	[15]	[16]		
111	145	3	0.01	435	0.01	461	145	145	1	1	FIRM	3	0.01	435	0.01	26	
112	146	1	0.00	146	0.00	155	146	146	1	1	FIRM	1	0.00	146	0.00	9	
113	149	1	0.00	149	0.00	158	149	149	1	1	FIRM	1	0.00	149	0.00	9	
114	150	881	3.10	132150	2.59	140001	150	150	1	1	FIRM	881	3.10	132150	2.59	7,851	
115	152	1	0.00	151	0.00	160	151	151	1	1	FIRM	1	0.00	151	0.00	9	
116	152	1	0.00	152	0.00	161	152	152	1	1	FIRM	1	0.00	152	0.00	9	
117	153	2	0.01	306	0.01	324	153	153	1	1	FIRM	2	0.01	306	0.01	18	
118	154	1	0.00	154	0.00	163	154	154	1	1	FIRM	1	0.00	154	0.00	9	
119	155	5	0.02	775	0.02	821	155	155	1	1	FIRM	5	0.02	775	0.02	45	
120	157	1	0.00	157	0.00	166	157	157	1	1	FIRM	1	0.00	157	0.00	9	
121	158	1	0.00	158	0.00	167	158	158	1	1	FIRM	1	0.00	158	0.00	9	
122	160	36	0.13	5760	0.11	6102	160	160	1	1	FIRM	36	0.13	5760	0.11	342	
123	165	6	0.02	990	0.02	1049	165	165	1	1	FIRM	6	0.02	990	0.02	59	
124	166	1	0.00	166	0.00	176	166	166	1	1	FIRM	1	0.00	166	0.00	10	
125	170	28	0.10	4760	0.09	5043	170	170	1	1	FIRM	28	0.10	4760	0.09	283	
126	173	1	0.00	173	0.00	183	173	173	1	1	FIRM	1	0.00	173	0.00	10	
127	175	32	0.11	5600	0.11	5932	175	175	1	1	FIRM	32	0.11	5600	0.11	333	
128	176	1	0.00	176	0.00	186	176	176	1	1	FIRM	1	0.00	176	0.00	10	
129	178	1	0.00	178	0.00	189	178	178	1	1	FIRM	1	0.00	178	0.00	11	
130	180	52	0.18	9360	0.18	9916	180	180	1	1	FIRM	52	0.18	9360	0.18	586	
131	184	1	0.00	184	0.00	195	184	184	1	1	FIRM	1	0.00	184	0.00	11	
132	185	2	0.01	370	0.01	392	185	185	1	1	FIRM	2	0.01	370	0.01	22	
133	190	45	0.16	8550	0.17	9053	190	190	1	1	FIRM	45	0.16	8550	0.17	508	
134	191	1	0.00	191	0.00	202	191	191	1	1	FIRM	1	0.00	191	0.00	11	
135	195	10	0.04	1950	0.04	2066	195	195	1	1	FIRM	10	0.04	1950	0.04	116	
136	196	1	0.00	196	0.00	209	196	196	1	1	FIRM	1	0.00	196	0.00	12	
137	197	2	0.01	394	0.01	417	197	197	1	1	FIRM	2	0.01	394	0.01	23	
138	198	3	0.01	594	0.01	629	198	198	1	1	FIRM	3	0.01	594	0.01	25	
139	199	16	0.06	3184	0.06	3373	199	199	1	1	FIRM	16	0.06	3184	0.06	189	
140	200	3321	11.67	664200	13.03	703659	200	200	1	1	FIRM	3321	11.67	664200	13.03	39,459	
141	201	25	0.09	5025	0.10	5324	201	201	1	1	FIRM	25	0.09	5025	0.10	295	
142	202	6	0.02	1212	0.02	1284	202	202	1	1	FIRM	6	0.02	1212	0.02	72	
143	203	1	0.00	203	0.00	215	203	203	1	1	FIRM	1	0.00	203	0.00	12	
144	204	1	0.00	204	0.00	216	204	204	1	1	FIRM	1	0.00	204	0.00	11	
145	205	7	0.02	1435	0.03	1520	205	205	1	1	FIRM	7	0.02	1435	0.03	85	
146	208	1	0.00	208	0.00	220	208	208	1	1	FIRM	1	0.00	208	0.00	12	
147	210	14	0.05	2940	0.06	3115	210	210	1	1	FIRM	14	0.05	2940	0.06	175	
148	212	1	0.00	212	0.00	225	212	212	1	1	FIRM	1	0.00	212	0.00	13	
149	213	1	0.00	213	0.00	226	213	213	1	1	FIRM	1	0.00	213	0.00	13	
150	215	2	0.01	430	0.01	456	215	215	1	1	FIRM	2	0.01	430	0.01	26	
151	220	15	0.05	3300	0.06	3496	220	220	1	1	FIRM	15	0.05	3300	0.06	196	
152	222	1	0.00	222	0.00	235	222	222	1	1	FIRM	1	0.00	222	0.00	13	
153	223	2	0.01	446	0.01	472	223	223	1	1	FIRM	2	0.01	446	0.01	26	
154	225	19	0.07	4275	0.08	4529	225	225	1	1	FIRM	19	0.07	4275	0.08	254	
155	230	9	0.03	2070	0.04	2193	230	230	1	1	FIRM	9	0.03	2070	0.04	123	
156	235	2	0.01	470	0.01	493	235	235	1	1	FIRM	2	0.01	470	0.01	28	
157	236	1	0.00	236	0.00	250	236	236	1	1	FIRM	1	0.00	236	0.00	14	
158	240	24	0.08	5760	0.11	6102	240	240	1	1	FIRM	24	0.08	5760	0.11	342	
159	246	1	0.00	246	0.00	261	246	246	1	1	FIRM	1	0.00	246	0.00	15	
160	250	407	1.43	101750	2.00	107795	250	250	1	1	FIRM	407	1.43	101750	2.00	6,049	
161	251	1	0.00	251	0.00	266	251	251	1	1	FIRM	1	0.00	251	0.00	13	
162	252	2	0.01	504	0.01	534	252	252	1	1	FIRM	2	0.01	504	0.01	30	
163	254	1	0.00	254	0.00	269	254	254	1	1	FIRM	1	0.00	254	0.00	15	
164	255	3	0.01	765	0.02	810	255	255	1	1	FIRM	3	0.01	765	0.02	45	
165	256	1	0.00	256	0.00	271	256	256	1	1	FIRM	1	0.00	256	0.00	15	
166	257	1	0.00	257	0.00	272	257	257	1	1	FIRM	1	0.00	257	0.00	15	
167	259	1	0.00	259	0.00	274	259	259	1	1	FIRM	1	0.00	259	0.00	15	
168	260	16	0.06	4160	0.08	4407	260	260	1	1	FIRM	16	0.06	4160	0.08	247	
169	263	1	0.00	263	0.00	279	263	263	1	1	FIRM	1	0.00	263	0.00	16	
170	264	1	0.00	264	0.00	280	264	264	1	1	FIRM	1	0.00	264	0.00	16	
171	270	7	0.03	1890	0.04	2002	270	270	1	1	FIRM	7	0.03	1890	0.04	112	
172	271	1	0.00	271	0.00	287	271	271	1	1	FIRM	1	0.00	271	0.00	16	
173	275	8	0.03	2200	0.04	2331	275	275	1	1	FIRM	8	0.03	2200	0.04	131	
174	280	8	0.03	2240	0.04	2373	280	280	1	1	FIRM	8	0.03	2240	0.04	133	
175	285	1	0.00	285	0.00	302	285	285	1	1	FIRM	1	0.00	285	0.00	17	
176	290	4	0.01	1160	0.02	1228	290	290	1	1	FIRM	4	0.01	1160	0.02	69	
177	295	1	0.00	295	0.00	313	295	295	1	1	FIRM	1	0.00	295	0.00	18	



Sr. No.	No. of Debentures applied for (Category wise)	Applications Received		Debentures Applied		Proportionate Debentures available	Allocation per Applicant		Ratio of allottees to applicants		Serial No. of Qualifying applicants	Successful Applicants		Debentures Allocated/allotted		No. of Debentures Surplus/Deficit [7]-[14]
		No. in Category	% To Total	Nos in Category	% To Total		Before rounding off	After Rounding off	Ratio 1	Ratio 2		No.s in category	% To Total	No.s in Category	% To Total	
[1]	[2]	[3]	[4]	[5]	[6]	[7]	[8]	[9]	[10]	[11]	[12]	[13]	[14]	[15]	[16]	
178	299	1	0.00	299	0.01	317	299	299	1	1	FIRM	1	0.00	299	0.01	18
179	500	1512	5.31	453600	8.90	480548	300	300	1	2	FIRM	1512	5.31	453600	8.90	26,948
180	301	1	0.00	301	0.01	301	301	301	1	1	FIRM	1	0.00	301	0.01	58
181	302	1	0.00	302	0.01	320	302	302	1	1	FIRM	1	0.00	302	0.01	18
182	305	1	0.00	305	0.01	323	305	305	1	1	FIRM	1	0.00	305	0.01	18
183	306	1	0.00	306	0.01	324	306	306	1	1	FIRM	1	0.00	306	0.01	18
184	307	3	0.01	921	0.03	976	307	307	1	1	FIRM	3	0.01	921	0.03	55
185	310	6	0.02	1860	0.04	1971	310	310	1	1	FIRM	6	0.02	1860	0.04	111
186	315	1	0.00	315	0.01	334	315	315	1	1	FIRM	1	0.00	315	0.01	19
187	320	9	0.03	2880	0.06	3051	320	320	1	1	FIRM	9	0.03	2880	0.06	171
188	321	1	0.00	321	0.01	340	321	321	1	1	FIRM	1	0.00	321	0.01	19
189	325	12	0.04	3900	0.08	4132	325	325	1	1	FIRM	12	0.04	3900	0.08	282
190	326	1	0.00	326	0.01	345	326	326	1	1	FIRM	1	0.00	326	0.01	19
191	330	6	0.02	1980	0.04	2098	330	330	1	1	FIRM	6	0.02	1980	0.04	118
192	331	1	0.00	331	0.01	351	331	331	1	1	FIRM	1	0.00	331	0.01	20
193	335	1	0.00	335	0.01	358	335	335	1	1	FIRM	1	0.00	335	0.01	20
194	337	1	0.00	337	0.01	357	337	337	1	1	FIRM	1	0.00	337	0.01	20
195	340	4	0.01	1360	0.03	1441	340	340	1	1	FIRM	4	0.01	1360	0.03	81
196	350	96	0.34	33600	0.68	35596	350	350	1	1	FIRM	96	0.34	33600	0.68	1,998
197	351	2	0.01	702	0.01	744	351	351	1	1	FIRM	2	0.01	702	0.01	42
198	355	3	0.01	1065	0.02	1128	355	355	1	1	FIRM	3	0.01	1065	0.02	63
199	356	1	0.00	356	0.01	377	356	356	1	1	FIRM	1	0.00	356	0.01	21
200	360	12	0.04	4320	0.08	4577	360	360	1	1	FIRM	12	0.04	4320	0.08	257
201	362	1	0.00	362	0.01	384	362	362	1	1	FIRM	1	0.00	362	0.01	22
202	370	3	0.01	1110	0.02	1176	370	370	1	1	FIRM	3	0.01	1110	0.02	66
203	375	3	0.01	1125	0.02	1192	375	375	1	1	FIRM	3	0.01	1125	0.02	67
204	377	1	0.00	377	0.01	399	377	377	1	1	FIRM	1	0.00	377	0.01	23
205	380	3	0.01	1140	0.02	1208	380	380	1	1	FIRM	3	0.01	1140	0.02	68
206	385	1	0.00	385	0.01	408	385	385	1	1	FIRM	1	0.00	385	0.01	23
207	390	4	0.01	1560	0.03	1653	390	390	1	1	FIRM	4	0.01	1560	0.03	93
208	395	2	0.01	790	0.02	837	395	395	1	1	FIRM	2	0.01	790	0.02	47
209	400	556	1.55	222400	4.36	235612	400	400	1	1	FIRM	556	1.55	222400	4.36	13,212
210	401	1	0.00	401	0.01	423	401	401	1	1	FIRM	1	0.00	401	0.01	24
211	405	2	0.01	810	0.02	858	405	405	1	1	FIRM	2	0.01	810	0.02	48
212	410	2	0.01	820	0.02	869	410	410	1	1	FIRM	2	0.01	820	0.02	49
213	421	2	0.01	842	0.02	892	421	421	1	1	FIRM	2	0.01	842	0.02	50
214	425	4	0.01	1700	0.03	1801	425	425	1	1	FIRM	4	0.01	1700	0.03	101
215	430	2	0.01	860	0.02	911	430	430	1	1	FIRM	2	0.01	860	0.02	51
216	440	4	0.01	1760	0.03	1865	440	440	1	1	FIRM	4	0.01	1760	0.03	105
217	441	1	0.00	441	0.01	467	441	441	1	1	FIRM	1	0.00	441	0.01	26
218	450	57	0.20	25650	0.50	27174	450	450	1	1	FIRM	57	0.20	25650	0.50	1,524
219	460	4	0.01	1840	0.04	1949	460	460	1	1	FIRM	4	0.01	1840	0.04	109
220	470	4	0.01	1880	0.04	1992	470	470	1	1	FIRM	4	0.01	1880	0.04	112
221	475	1	0.00	475	0.01	503	475	475	1	1	FIRM	1	0.00	475	0.01	28
222	480	8	0.03	3540	0.08	4068	480	480	1	1	FIRM	8	0.03	3540	0.08	228
223	480	18	0.06	8820	0.17	9344	480	480	1	1	FIRM	18	0.06	8820	0.17	524
224	495	3	0.01	1485	0.03	1573	495	495	1	1	FIRM	3	0.01	1485	0.03	88
225	498	5	0.02	2490	0.05	2638	498	498	1	1	FIRM	5	0.02	2490	0.05	148
226	499	10	0.04	4990	0.10	5286	499	499	1	1	FIRM	10	0.04	4990	0.10	296
227	500	1926	6.77	963000	18.89	1020211	500	500	1	1	FIRM	1926	6.77	963000	18.89	57,211
228	516	2	0.01	1020	0.02	1081	516	516	1	1	FIRM	2	0.01	1020	0.02	61
229	520	2	0.01	1040	0.02	1102	520	520	1	1	FIRM	2	0.01	1040	0.02	62
230	525	2	0.01	1050	0.02	1112	525	525	1	1	FIRM	2	0.01	1050	0.02	62
231	530	3	0.01	1590	0.03	1694	530	530	1	1	FIRM	3	0.01	1590	0.03	94
232	535	2	0.01	1070	0.02	1124	535	535	1	1	FIRM	2	0.01	1070	0.02	64
233	540	5	0.02	2700	0.05	2860	540	540	1	1	FIRM	5	0.02	2700	0.05	150
234	550	15	0.05	8250	0.16	8740	550	550	1	1	FIRM	15	0.05	8250	0.16	490
235	560	5	0.02	2800	0.05	2966	560	560	1	1	FIRM	5	0.02	2800	0.05	166
236	575	1	0.00	575	0.01	609	575	575	1	1	FIRM	1	0.00	575	0.01	34
237	580	1	0.00	580	0.01	614	580	580	1	1	FIRM	1	0.00	580	0.01	35
238	586	1	0.00	586	0.01	621	586	586	1	1	FIRM	1	0.00	586	0.01	35
239	600	162	0.57	97200	1.91	102975	600	600	1	1	FIRM	162	0.57	97200	1.91	5,775
240	610	1	0.00	610	0.01	646	610	610	1	1	FIRM	1	0.00	610	0.01	36
241	625	3	0.01	1875	0.04	1986	625	625	1	1	FIRM	3	0.01	1875	0.04	111
242	630	1	0.00	630	0.01	667	630	630	1	1	FIRM	1	0.00	630	0.01	37
243	640	2	0.01	1280	0.03	1356	640	640	1	1	FIRM	2	0.01	1280	0.03	76
244	641	1	0.00	641	0.01	679	641	641	1	1	FIRM	1	0.00	641	0.01	38



Sr. No.	No. of Debentures applied for (Category wise)	Applications Received		Debentures Applied		Proportionate Debentures available	Allocation per Applicant		Ratio of Allottees to applicants		Serial No. of Qualifying applicants	Successful Applicants		Debentures Allocated/allotted		No. of Debentures Surplus/Deficit [7]-[14]
		No. in Category	% To Total	Nos in Category	% To Total		Before rounding off	After Rounding off	Ratio 1	Ratio 2		No.s in category	% To Total	No.s in Category	% To Total	
[1]	[2]	[3]	[4]	[5]	[6]	[7]	[8]	[9]	[10]	[11]	[12]	[13]	[14]	[15]	[16]	
245	650	23	0.08	14950	0.29	15935	650	650	1	1 FIRM	23	0.08	14950	0.29	888	
246	660	2	0.01	1320	0.03	1398	660	660	1	1 FIRM	2	0.01	1320	0.03	78	
247	662	1	0.00	662	0.01	701	662	662	1	1 FIRM	1	0.00	662	0.01	39	
248	670	1	0.00	670	0.01	710	670	670	1	1 FIRM	1	0.00	670	0.01	40	
249	675	1	0.00	675	0.01	715	675	675	1	1 FIRM	1	0.00	675	0.01	40	
250	690	1	0.00	690	0.01	731	690	690	1	1 FIRM	1	0.00	690	0.01	41	
251	700	103	0.36	72100	1.41	76823	700	700	1	1 FIRM	103	0.36	72100	1.41	4,233	
252	713	1	0.00	713	0.01	755	713	713	1	1 FIRM	1	0.00	713	0.01	42	
253	720	3	0.01	2160	0.04	2388	720	720	1	1 FIRM	3	0.01	2160	0.04	128	
254	736	1	0.00	736	0.01	780	736	736	1	1 FIRM	1	0.00	736	0.01	44	
255	750	40	0.14	30000	0.59	31782	750	750	1	1 FIRM	40	0.14	30000	0.59	1,782	
256	760	1	0.00	760	0.01	805	760	760	1	1 FIRM	1	0.00	760	0.01	45	
257	765	1	0.00	765	0.02	810	765	765	1	1 FIRM	1	0.00	765	0.02	45	
258	770	1	0.00	770	0.02	816	770	770	1	1 FIRM	1	0.00	770	0.02	46	
259	800	99	0.35	79200	1.55	83905	800	800	1	1 FIRM	99	0.35	79200	1.55	4,705	
260	801	1	0.00	801	0.02	849	801	801	1	1 FIRM	1	0.00	801	0.02	48	
261	804	1	0.00	804	0.02	852	804	804	1	1 FIRM	1	0.00	804	0.02	48	
262	825	1	0.00	825	0.02	874	825	825	1	1 FIRM	1	0.00	825	0.02	49	
263	850	6	0.02	5100	0.10	5403	850	850	1	1 FIRM	6	0.02	5100	0.10	305	
264	856	1	0.00	856	0.02	907	856	856	1	1 FIRM	1	0.00	856	0.02	51	
265	865	2	0.01	1730	0.03	1833	865	865	1	1 FIRM	2	0.01	1730	0.03	103	
266	900	64	0.22	57600	1.13	61022	900	900	1	1 FIRM	64	0.22	57600	1.13	3,422	
267	910	1	0.00	910	0.02	964	910	910	1	1 FIRM	1	0.00	910	0.02	54	
268	928	1	0.00	928	0.02	983	928	928	1	1 FIRM	1	0.00	928	0.02	55	
269	940	2	0.01	1880	0.04	1992	940	940	1	1 FIRM	2	0.01	1880	0.04	112	
270	950	13	0.05	12350	0.24	13084	950	950	1	1 FIRM	13	0.05	12350	0.24	734	
271	955	1	0.00	955	0.02	1012	955	955	1	1 FIRM	1	0.00	955	0.02	57	
272	960	1	0.00	960	0.02	1017	960	960	1	1 FIRM	1	0.00	960	0.02	57	
273	975	1	0.00	975	0.02	1033	975	975	1	1 FIRM	1	0.00	975	0.02	58	
274	980	1	0.00	980	0.02	1038	980	980	1	1 FIRM	1	0.00	980	0.02	58	
275	990	5	0.02	4950	0.10	5244	990	990	1	1 FIRM	5	0.02	4950	0.10	294	
276	995	2	0.01	1990	0.04	2108	995	995	1	1 FIRM	2	0.01	1990	0.04	118	
277	999	11	0.04	10989	0.22	11642	999	999	1	1 FIRM	11	0.04	10989	0.22	653	
278	1000	843	2.96	843000	16.54	893082	1000	1000	1	1 FIRM	843	2.96	843000	16.54	50,882	
GRAND TOTAL		28450	100.00	5097183	100.00	5400000					28450	100.00	5097183	100.00	802,817	

BSE Limited	Exchange	Name	Signature
Shriram Transport Finance Company Limited	Issuer	VIVEK AGARWAL	Signature
Axis Bank Limited	Lead Manager	SHAILISH C. NARAIKAR	Signature
AK Capital Services Limited	Lead Manager	KRISH SANJAY	Signature
Edelweiss Financial Services Limited	Lead Manager	MANDEEP SINGH	Signature
J M Financial Limited	Lead Manager	SRIDEN KANNAN	Signature
Trust Investment Advisors Pvt Limited	Lead Manager	Vishnu Thirani	Signature
Integrated Registry Management Services Private Limited	Registrar	Ashok Kambli	Signature

Date: 02/11/2018

